
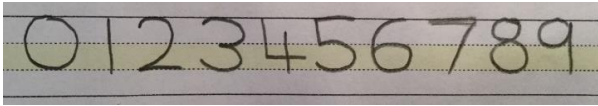


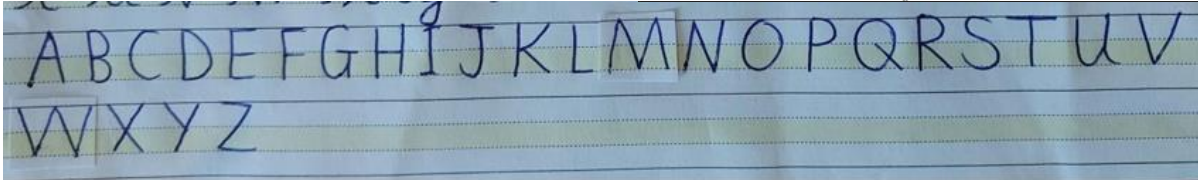
# SMR HANDWRITING

## Number formation




## Letter formation

### Capitals




### Lower case

Firstly, individual letters are taught without entry strokes. They can be separated into the four groups above (long ladder letters, curly caterpillar letters, one-armed robot letters and zig-zag monster letters).

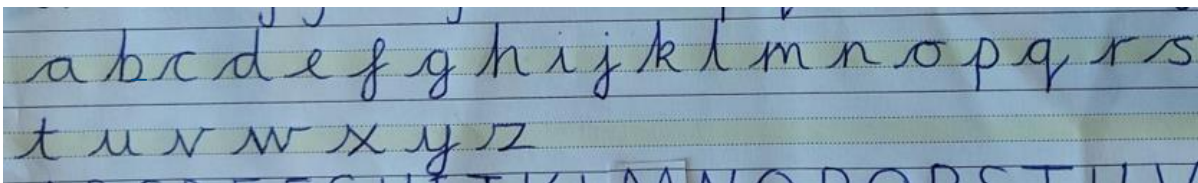


Once these formations are secure, individual letters are taught with entry strokes, in order from the sequence below. These entry strokes can be highlighted by using a different colour pen.




### Important note:

The 'f' and 't' are the only letters whose heights finish mid-way between the mid line and the top line.



Once these formations are secure, all letters, except capital letters are joined.



There are four different joins taught:

1. Diagonal join to letters without ascenders e.g. ai ar un in am ear aw ir hu ti ki du up ag
2. Horizontal join to letters without ascenders e.g. ou vi wi op ow ov ri ru ve we re fe fu ob ol
3. Diagonal join to letters with ascenders e.g. ab ul it ib if ub th ck ch it
4. Horizontal join to letters with ascenders e.g. ol wh ot ft fl of rt rk wh ol ob